



[Knowledgebase](#) > [SalesPad](#) > [Reporting](#) > [Sales Line Quick Report](#)

Sales Line Quick Report

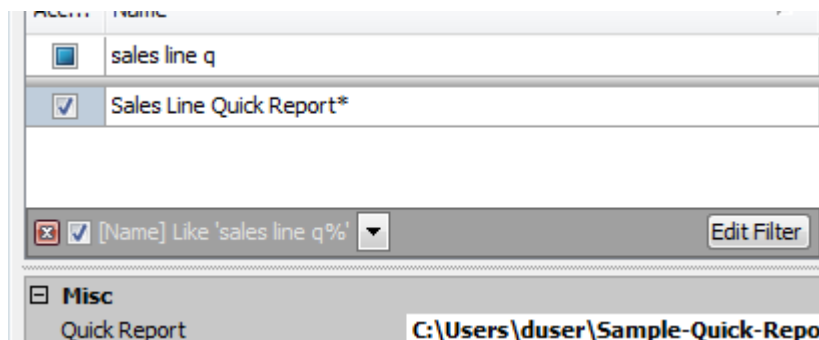
Megan De Freitas - 2024-11-22 - [Reporting](#)

Overview


The Sales Line Quick Report plugin allows users to view a quick report from a sales document, at the sales line level.

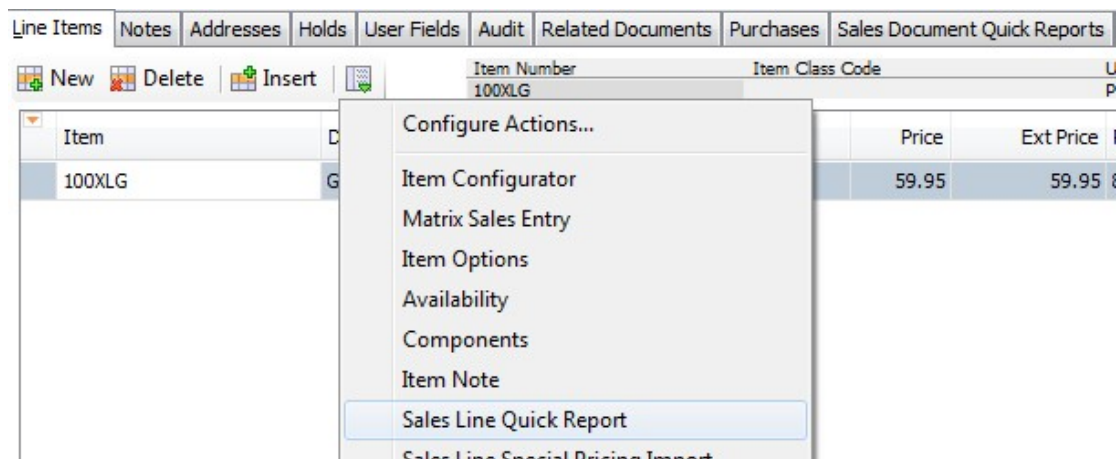
Setup

In the Security Editor, *Sales Line Quick Report* must be enabled and the file path must be entered under the *Quick Report* sub-setting:



Use

1. Open a sales document
2. Select (highlight) an item on the sales document screen
3. Select Sales Line Quick Report from the Actions () dropdown menu:



The quick report with details for the selected item will display in a popup window:

Sales Doc Num	Item Number	Quantity	Item Description
ORDST2233	100XLG	1.00	Green Phone
ORDST2234	100XLG	1.00	Green Phone
ORDST2235	100XLG	1.00	Green Phone