



[Knowledgebase](#) > [Cavallo Administration App](#) > [Cavallo Admin App: Release Notes](#) > [Cavallo Admin App: Release Notes](#)

# Cavallo Admin App: Release Notes

Megan De Freitas - 2025-08-06 - [Cavallo Admin App: Release Notes](#)

## August 8th, 2025

- Fixed an issue that would cause companies without a proper subscription to be unclickable
- Fixed several issues where the companyID can get out of sync between apps and admin screens

## July 8th, 2025

- **Fixed** an issue that prevented users from authorizing with both Microsoft and Google
- **Updated** the UI to utilize hot key movements (Tabbing)
- **Added** First Name and Last Name to the user management grids

## June 27th, 2025

- **Added** a new "No Data" and "No Company Access" state to company select
- **Fixed** an issue that would cause any settings updates to fail and not save
- **Fixed** a routing error in onboarding that would cause a users page to not render correctly

## May 29th, 2025

- **Added** a terms of service checkbox for all users of Cavallo applications

## May 13th, 2025

The latest version of the Cavallo Admin app includes several smaller quality of life changes.

- **Updated** the company select screen to show the "Syncing" chip when data sync is occurring
- **Updated** Infor CSD company number to use the correct external ID

## April 30th, 2025

The latest version of the Cavallo Admin app includes several smaller quality of life changes.

- Fixed an issue that prevented the use of upper case letters in user management
- Updated onboarding flows to ensure churn prediction is ran at time of company initialization.

## April 1st, 2025

The latest version of the Cavallo Admin app includes several smaller quality of life changes.

- **Fixed** an issue with Business Central company onboarding that would prevent data sync from working correctly

## March 6th, 2025

The latest version of the Cavallo Admin app includes the following change:

- **Added** Onboarding support for Acumatica version 24 R2

## February 19th, 2025

The latest version of the Cavallo Admin app includes several smaller quality of life changes.

- **Fixed** an issue with 2024r2 Acumatica URLs during onboarding
- **Updated** the Profit Analytics for Salespad flow to automatically check for salespad tables when creating new companies.

## February 5th, 2025

The latest version of the Cavallo Admin app includes several smaller quality of life changes.

- **Fixed** an issue when trying to edit the Profit Analytics threshold settings where values entered would revert back before saving.
- **Fixed** an issue where the first time user “Welcome” page would flash on screen when attempting to onboard a new Cavallo company
- **Fixed** an issue where re-adding deleted users would return an error on that users next sign in attempt
- **Fixed** an issue where attempting to tab through pages would not work properly.
- **Fixed** an issue where the product select button would route back to company select
- **Updated** button hover states in the onboarding flows

## December 11, 2024

The latest version of the Cavallo Admin app includes several smaller quality of life changes. The latest version can be found on Appsource by downloading the Cavallo Core application.

- **Added** the ability to onboard Salespad companies separate from GP companies
- **Fixed** an issue where pressing the “back” button from company select would bring users into the company onboarding flow
- **Added** loading states to onboarding flow buttons
- **Updated** dropdown menus in the onboarding flows

## September 5, 2024

The latest version of the Cavallo Admin app includes several smaller quality of life changes. The latest version can be found on Appsource by downloading the Cavallo Core application.

- Resolved a bug where users could directly navigate to user management without correct permissions.
- Reduced on-screen timing of toast notifications
- Added retained URLs to ensure users switching companies return to the correct module within Profit Analytics
- Resolved an issue that would cause any error states to remain on the user drawer even after closing it.
- Resolved an issue that would cause any error states to remain on the user drawer even after closing it

## August 21, 2024


The latest version of the Cavallo Admin app includes several smaller quality of life changes. The latest version can be found on Appsource by downloading the Cavallo Core application.

- Added the ability to upload an organization logo
- Added new header descriptions per app area
- Fixed an issue causing failure toast notification to instantly show on user edits
- Introduced auto sorting by emails on user management
- Corrected several small UI bugs involving scroll bars and hover text

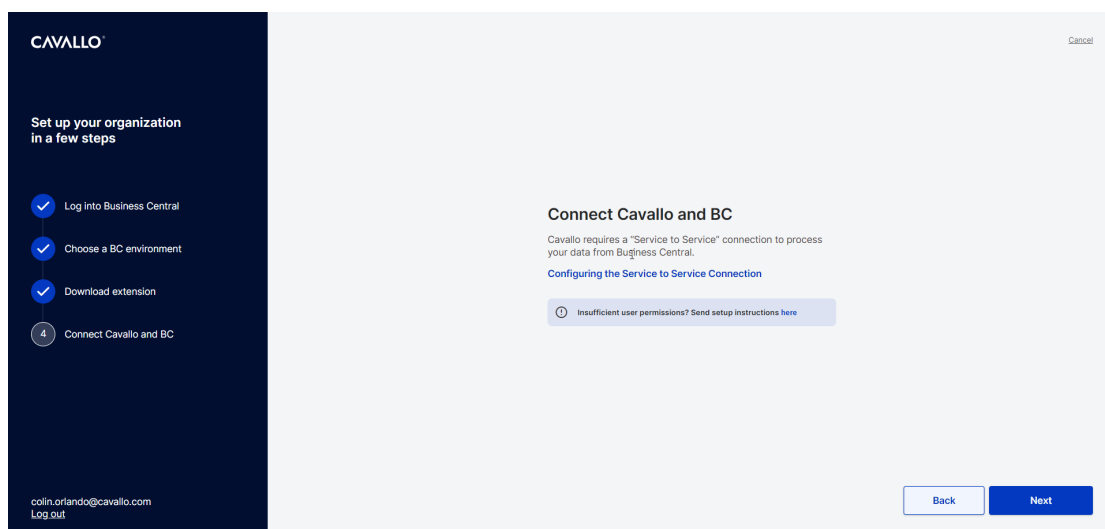
## July 30, 2024

### User Onboarding and Self Service

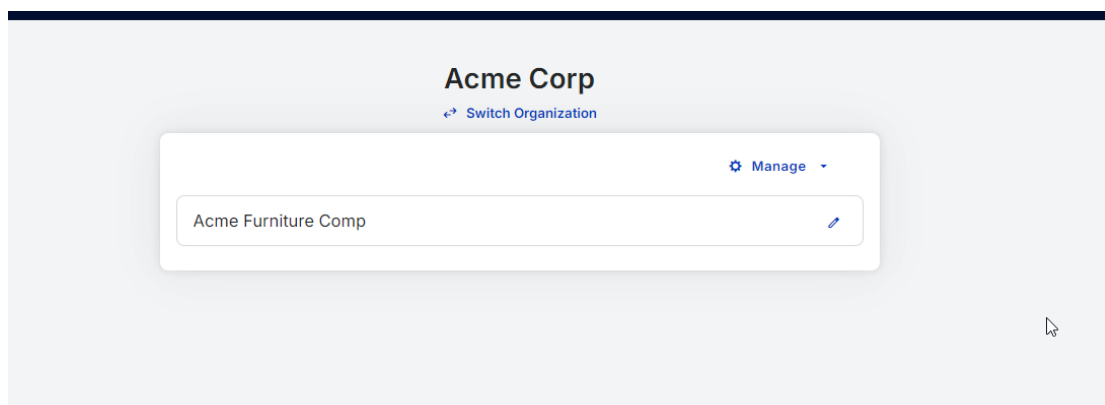
Cavallo is excited to introduce our new User Onboarding and User Management platforms! Users of both Mission Control and Profit Analytics can now effortlessly add new companies and manage their users independently, without needing to contact Cavallo Support. Both applications are conveniently accessible through a single URL ([app.cavallo.com](https://app.cavallo.com)), simplifying business processes!



During the onboarding process, an email is sent to the selected business leader, guiding them directly to the self-guided onboarding session. This step-by-step process ensures users are fully prepared to use Cavallo. Upon completion, the company selection screen is displayed, allowing full access to the product or environment of their choice.



System administrators can now easily add, edit, or remove users with the User Management module, eliminating the need to submit support tickets for user changes. When a new user is added, an email is automatically sent to them, allowing them to join Cavallo. Lastly, administrators can rename companies and organizations directly from the company management page.



These exciting new features are live now! For more information in regards to User Management and User Onboarding, please visit our support pages linked below!

[Onboarding](#)

[User Management](#)

[Company Management](#)

#### **FAQ**

- If for any reason a white screen is showing follow the below steps:
  - Right click on the screen and at the bottom select "Inspect"
  - Then navigate to your browser's refresh button
  - Click and hold the button and select "Empty Cache and Hard Reload"